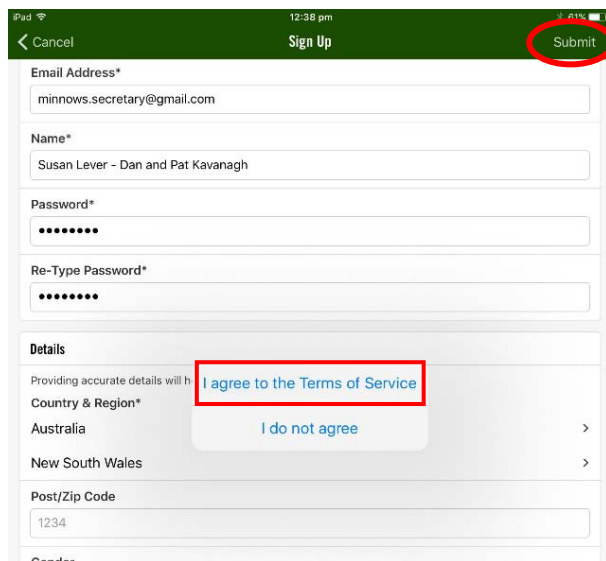


'Team App' Download and Set-up Guide for COOGEE MINNOWS

1. Search for '**Team App**' in App Store/Google Play. Download.

*If you are already on **Team App**, go to **Step 4**.


2. Click **Sign Up**: Enter E-mail, Name (Your name – Child's name, e.g. 'Susan Lever – Dan and Pat Kavanagh'), Password (Choose your own), Country & Region (Australia, NSW). It will ask Gender and D.O.B. – these answers do not matter – you can give your child's or your own details here. Agree to Terms of Service and click **Submit**.



3. You now have to go into your E-mail and confirm registration. Go back to Team App and login using the E-mail and Password you entered before.

4. Search for 'Coogee Minnows'. Click the first option.

5. The Coogee Minnows homepage screen should now show up. At the top of the screen there should be a button that says '**Become a member of this team**'. Click this.



6. Select Access Group '**Minnows Participants**'. Click **Continue**.

7. Type in access reason (e.g. parent).

8. The administrator will approve access.

If you are already a member of Coogee Minnows Team App, please go into the App, click on

Settings (top right), then select **Member Details**, and update your name (if necessary) so that it is in the format 'Your name – Child's name' (e.g. 'Susan Lever – Dan and Pat Kavanagh')

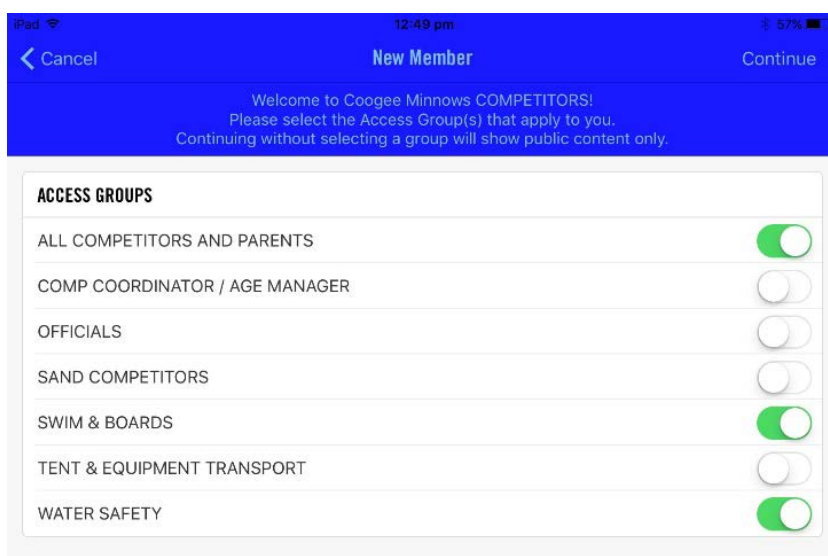
***All competitor's please flip sheet over for instructions on how to join the 'Coogee Minnows COMPETITORS' Group.**

THESE INSTRUCTIONS ARE FOR COOGEE MINNOWS COMPETITORS.

All non-competitors please ignore.

1. Go to 'Team App' home screen. Search for 'Coogee Minnows COMPETITORS'.
2. Click 'Become a member of this team'.
3. You must select Access Group 'All Competitors and Parents'. You also must select the type of competition your child will participate in, so either 'Sand Competitors' OR 'Swim and Boards'. If you have children who compete in both areas, select both.

A parent or carer from each family with a competitor (or competitors) will be required to carry out a parent helper role. If you know which area you will help out in, please select the relevant access group. If you do not know at this stage, you do NOT need to select the access group, however you must choose by **31 October** for your child(ren) to remain able to compete. Click **Continue**.



4. Type in access reason (e.g. parent of a competitor).
5. Type in all other required information. Please only tick the cap colour of your competitive child(ren).
6. The administrator will approve access.

